

SARS-COV-2 Spike S1 (N501Y,K417N,E484K) Protein

Cat. No. COV-VM1SM

Description

Source	Recombinant SARS-COV-2 Spike S1 (N501Y,K417N,E484K) Protein is expressed from HEK293 with His tag at the C-Terminus. It contains Val16-Arg685(N501Y,K417N,E484K).
Accession	YP_009724390.1
Molecular Weight	The protein has a predicted MW of 75.9 kDa. Due to glycosylation, the protein migrates to 90-130 kDa based on Bis-Tris PAGE result.
Endotoxin	Less than 1EU per μ g by the LAL method.
Purity	> 95% as determined by Bis-Tris PAGE > 95% as determined by HPLC

Formulation and Storage

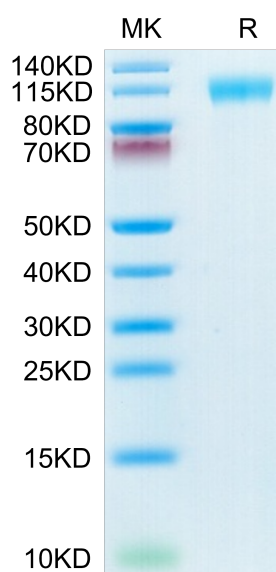
Formulation	Supplied as 0.22 μ m filtered solution in PBS (pH 7.4).
Storage	Valid for 12 months from date of receipt when stored at -80°C. Recommend to aliquot the protein into smaller quantities for optimal storage. Please minimize freeze-thaw cycles.

Background

The spike protein (S) of coronavirus (CoV) attaches the virus to its cellular receptor, angiotensin-converting enzyme 2 (ACE2). A defined receptor-binding domain (RBD) on S mediates this interaction. The S protein plays key parts in the induction of neutralizing-antibody and T-cell responses, as well as protective immunity.

Assay Data

Bis-Tris PAGE



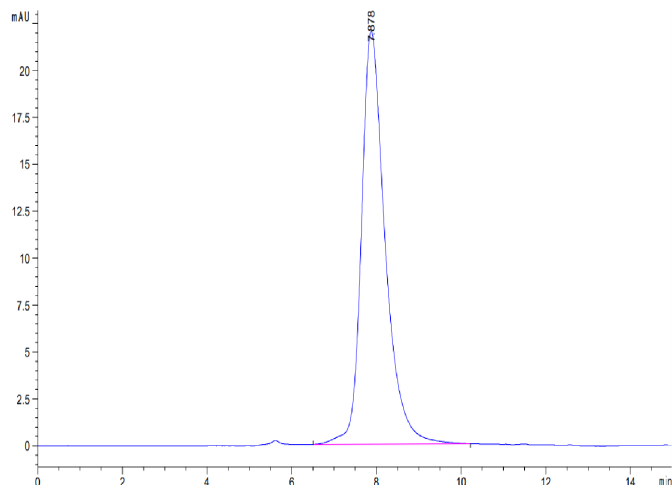
SARS-COV-2 Spike S1 (N501Y,K417N,E484K) on Bis-Tris PAGE under reduced condition. The purity is greater than 95%.

SEC-HPLC

SARS-COV-2 Spike S1 (N501Y,K417N,E484K) Protein

Cat. No. COV-VM1SM

Assay Data

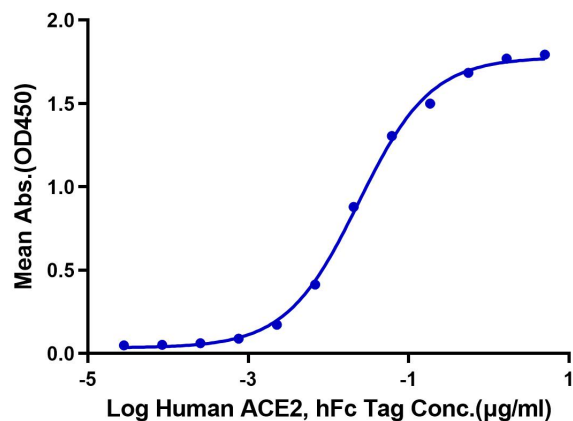


The purity of SARS-COV-2 Spike S1 (N501Y,K417N,E484K) is greater than 95% as determined by SEC-HPLC.

ELISA Data

SARS-COV-2 Spike S1 (N501Y,K417N,E484K), His Tag ELISA

0.05µg SARS-COV-2 Spike S1 (N501Y,K417N,E484K), His Tag Per Well



Immobilized SARS-COV-2 Spike S1 (N501Y,K417N,E484K) , His Tag at 0.5µg/ml (100ul/Well) on the plate. Dose response curve for Human ACE2, hFc Tag with the EC50 of 0.02µg/ml determined by ELISA.